


NCERT Solutions For Class 2 Maths Chapter 11 Lines and Lines

Whose Line is It?




Fatima keeps her stump in standing position.

Jasbir keeps his stump in slanting position.

Raima keeps her stump in sleeping position.

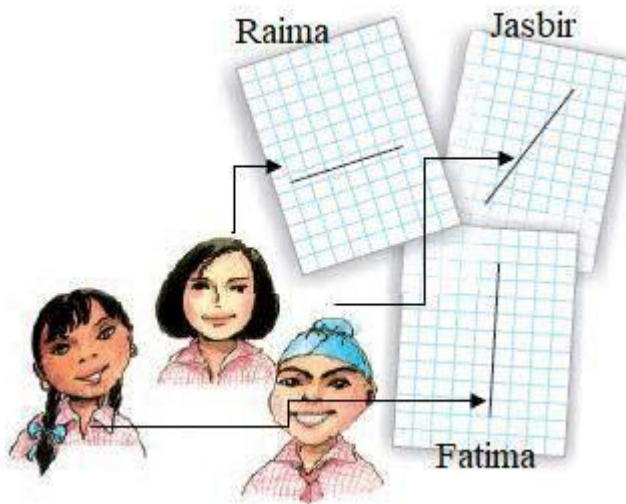
Question: 1

Match the picture of each child with the correct line.




NCERT Solutions For Class 2 Maths Chapter 11 Lines and Lines

Answer:

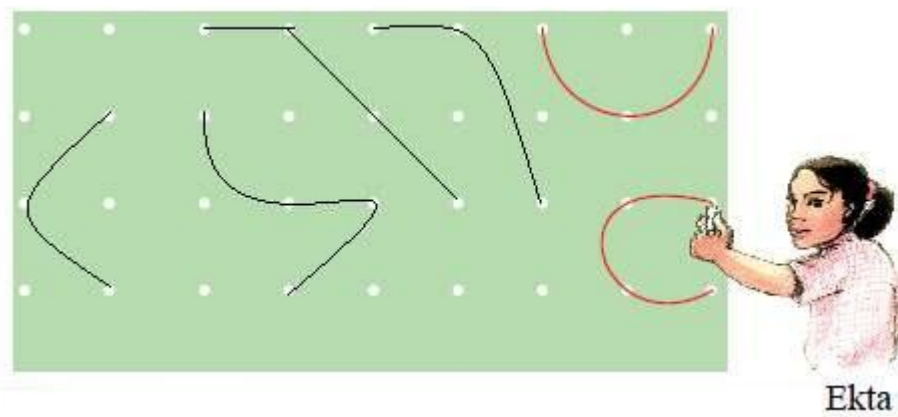


Question: 2

Draw more curved lines by joining the dots.



Answer:



NCERT Solutions For Class 2 Maths Chapter 11 Lines and Lines

Fun with Lines

Jigyasa has a clock. She can read the time written in numbers and also the day of the week. The numbers and letters are made with straight lines. Jigyasa made more numbers and letters with used matchsticks.



Question: 3

Is there any number or letter that you cannot make with matchsticks?

Answer:

No

Question: 4

What about writing letters using straight lines? Which ones are easy?

Answer:

Some letters are very easy to write with matchsticks. The letters A, E, F, H, I, T, V, K, W are easy to write with matchsticks.

Dancing Lines

Remya saw a traffic policeman giving directions to vehicles.



Question: 5

Does a traffic policeman sometimes make curved lines? _____

Answer:

Yes, traffic policeman sometimes make curves lines.

NCERT Solutions For Class 2 Maths Chapter 11

Lines and Lines

Design with Dots

Question: 6

Join the dots with curved or straight lines. Make your own designs.



Answer:

